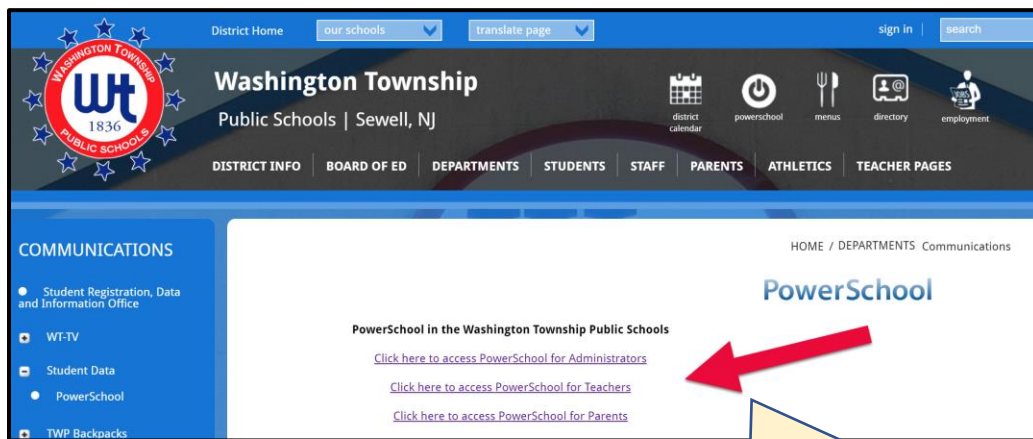


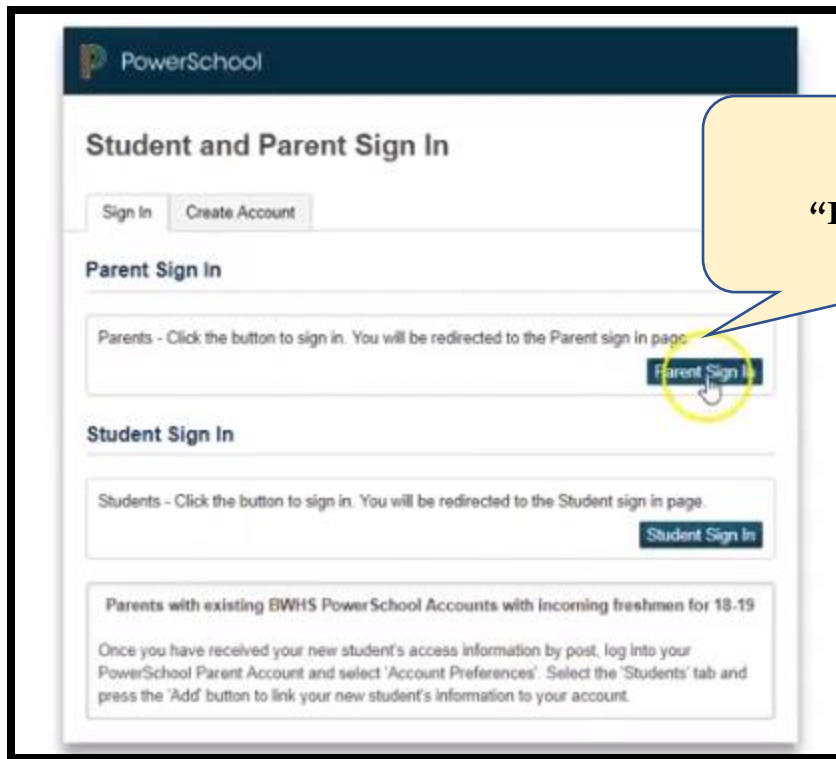
Unified Classroom...Unified System...Unified Township

All users will need to complete a **one-time activation process** that will link PowerSchool to this Unified Classroom platform.

Simple step-by-step directions are as follows:



From [www.wtps.org](http://www.wtps.org), click on the PowerSchool icon at the top, and then choose "PowerSchool for Parents"



PowerSchool

## Student and Parent Sign In

Sign In Create Account

### Parent Sign In

Parents - Click the button to sign in. You will be redirected to the Parent sign in page.

[Parent Sign In](#)

### Student Sign In

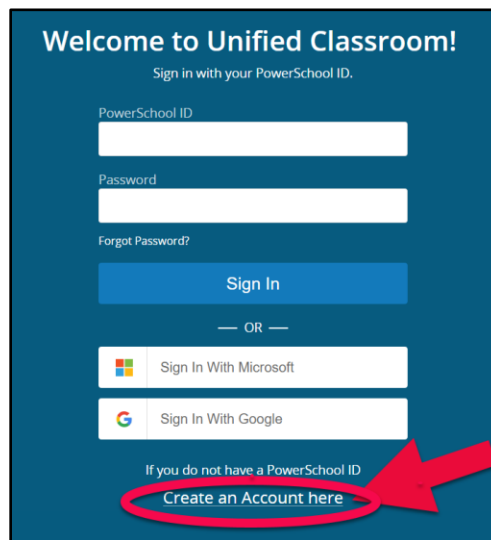
Students - Click the button to sign in. You will be redirected to the Student sign in page.

[Student Sign In](#)

Parents with existing BWHHS PowerSchool Accounts with incoming freshmen for 18-19

Once you have received your new student's access information by post, log into your PowerSchool Parent Account and select 'Account Preferences'. Select the 'Students' tab and press the 'Add' button to link your new student's information to your account.

Click on  
"Parent Sign In"



## Welcome to Unified Classroom!

Sign in with your PowerSchool ID.


PowerSchool ID


Password

[Forgot Password?](#)

[Sign In](#)

— OR —

 Sign In With Microsoft

 Sign In With Google

If you do not have a PowerSchool ID

[Create an Account here](#)

Go to the bottom of this  
screen and click on  
"Create an Account Here"

# Set Up Your New PowerSchool ID

Unified Classroom uses a new global PowerSchool ID.  
Please enter a new username and password.

First Name Required

Last Name Required

PowerSchool ID (email) Required

Password Required 

Confirm Password Required

Create PowerSchool ID


Complete the registration information.

Your email address is now your PowerSchool ID

Create and confirm your new password

Click "Create PowerSchool ID"

# That was easy! You're all set.

 Your new PowerSchool ID is ready to use.

Here's how to get into Unified Classroom next time.

PowerSchool ID  
parent2@bwhs.org

Unified Classroom URL  
<https://classroom.powerschool.com>

Continue to Unified Classroom Sign In

At the confirmation screen, take note of your new PowerSchool ID and click "Continue to Unified Classroom Sign In"

# Welcome to Unified Classroom!

Sign in with your PowerSchool ID.

PowerSchool ID

hsmith@wtps.org

Password

Enter password you just set  
(same login as computer & Office 365)

Forgot Password?

Sign In

— OR —

Sign In With Microsoft

Log in using the new credentials that you just created, as shown to the left. Then click Sign In.

# Welcome to Unified Classroom!

Your account currently is not connected to your student. Please select one of the options below.

I Have a Student Access Code

An access code was either mailed, emailed or handed-out to you. If you don't have an access code, contact your school administrator.

— OR —

I Have a Username and Password in My District's PowerSchool Parent Portal

You will be redirected to the PowerSchool Parent Portal

You can [Sign out](#) and come back later to complete this process.

If you are new to the district or never have had a PowerSchool account in the past click here

If you have an account for PowerSchool already, click here

**Note: if you have new students to add to your account, but you already have an account, click on "I have a username"**  
**You can add family members inside PowerSchool after your accounts are merged.**

PowerSchool

## PowerSchool ID Creation

Step 1: Enter your current sign in information

Username

Password

Next

— Or —

[I have a PowerSchool ID](#)

If you had a PowerSchool account, you will be asked to enter in the information you used to login to PowerSchool

Your old PowerSchool account will now mesh with your new Unified Classroom account. This will take a few minutes but then you will be directed to your new dashboard.

## Welcome to Unified Classroom!

Student Name

Student Access Code

Student Access Password

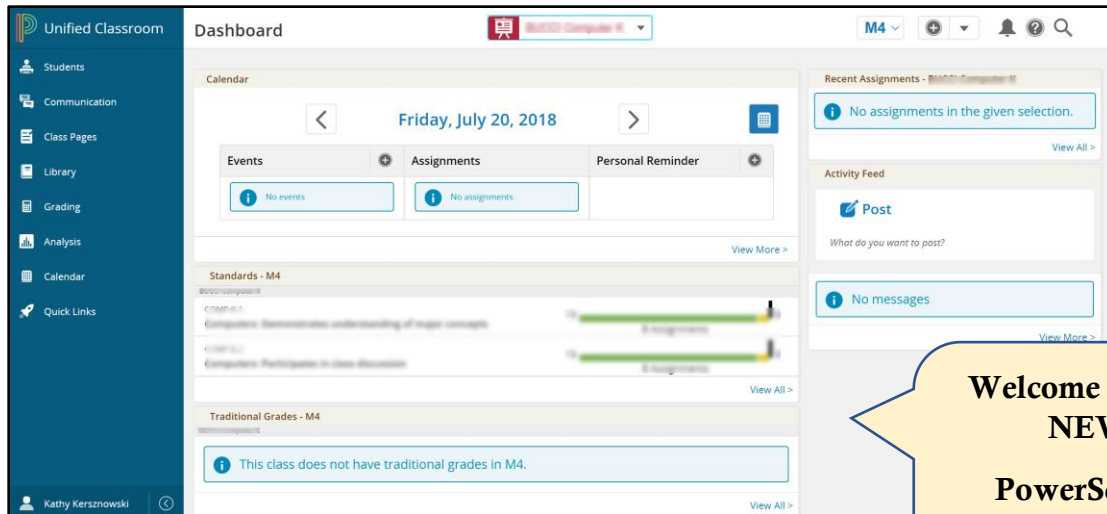
[Add Another Student](#)

[Continue](#)

You can [Sign out](#) and come back later to complete this process.

If you never had a PowerSchool account you will need your student(s)' access codes and passwords which you can get from the guidance office at your school(s)

If you have multiple children, click on "Add Another student" before you hit continue



**Welcome to your  
NEW  
PowerSchool  
Unified Classroom  
dashboard!**

**Congratulations! Your PowerSchool Unified Classroom account is all set up and ready to go!**

**For additional information or to access student access codes and passwords, please contact your student(s) school.**